



Suburban Transit Association

LEGISLATIVE INITIATIVES



DEMONSTRATION PROJECT

- CONCEPT

- New suburb to suburb service with enhanced local connections

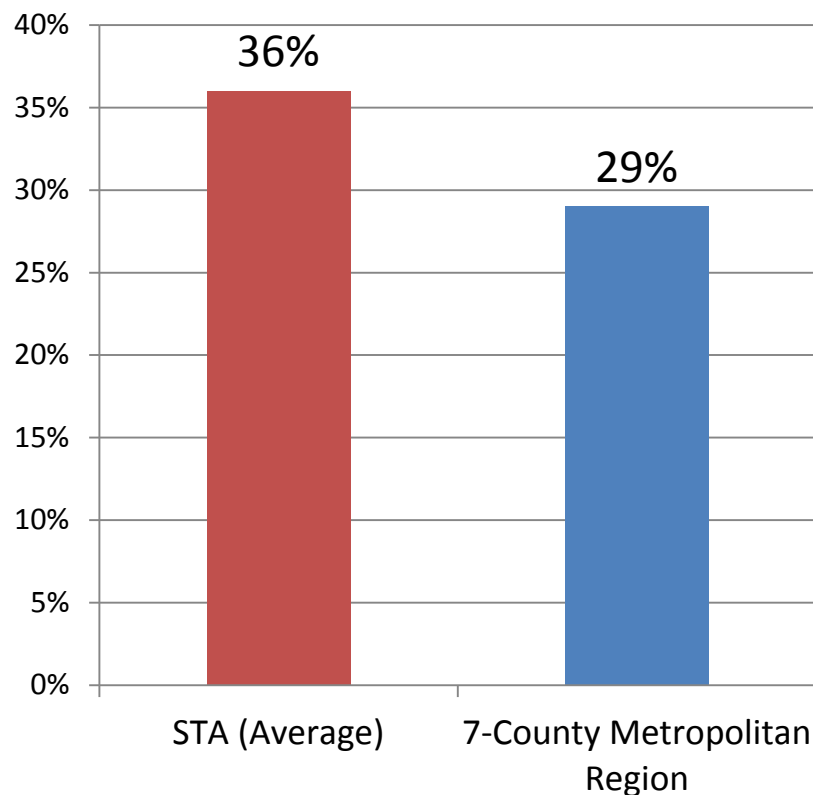
- Core service on the 169 corridor
- Improved local connections in surrounding communities
- Targets unmet needs of western suburbs and existing employers
- Goal is to offer transit as a reliable choice



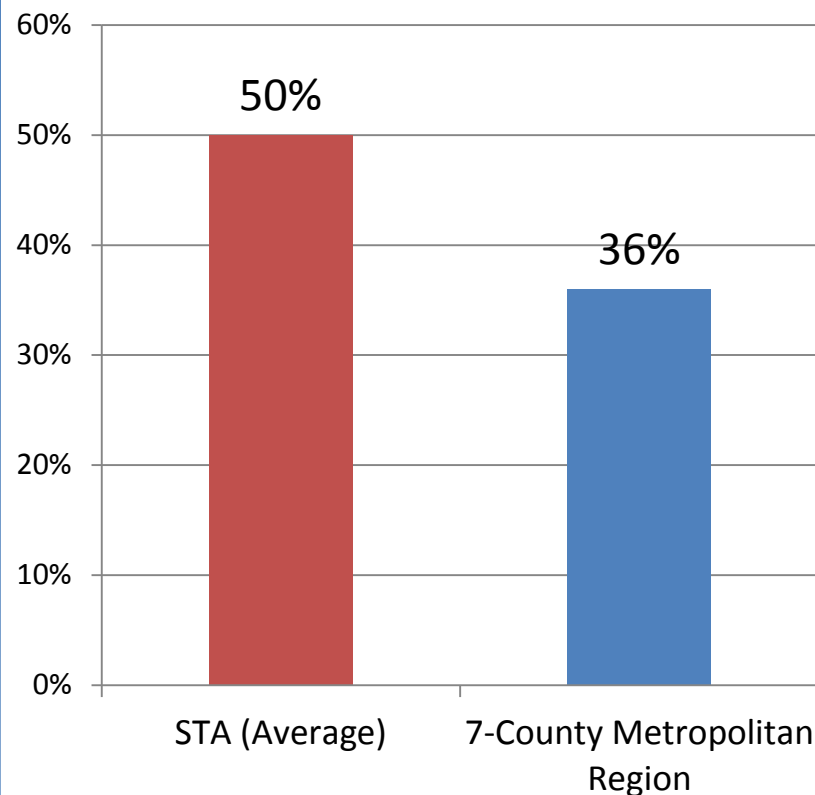


POPULATION & EMPLOYMENT GROWTH

Population % Increase from 2010-2040

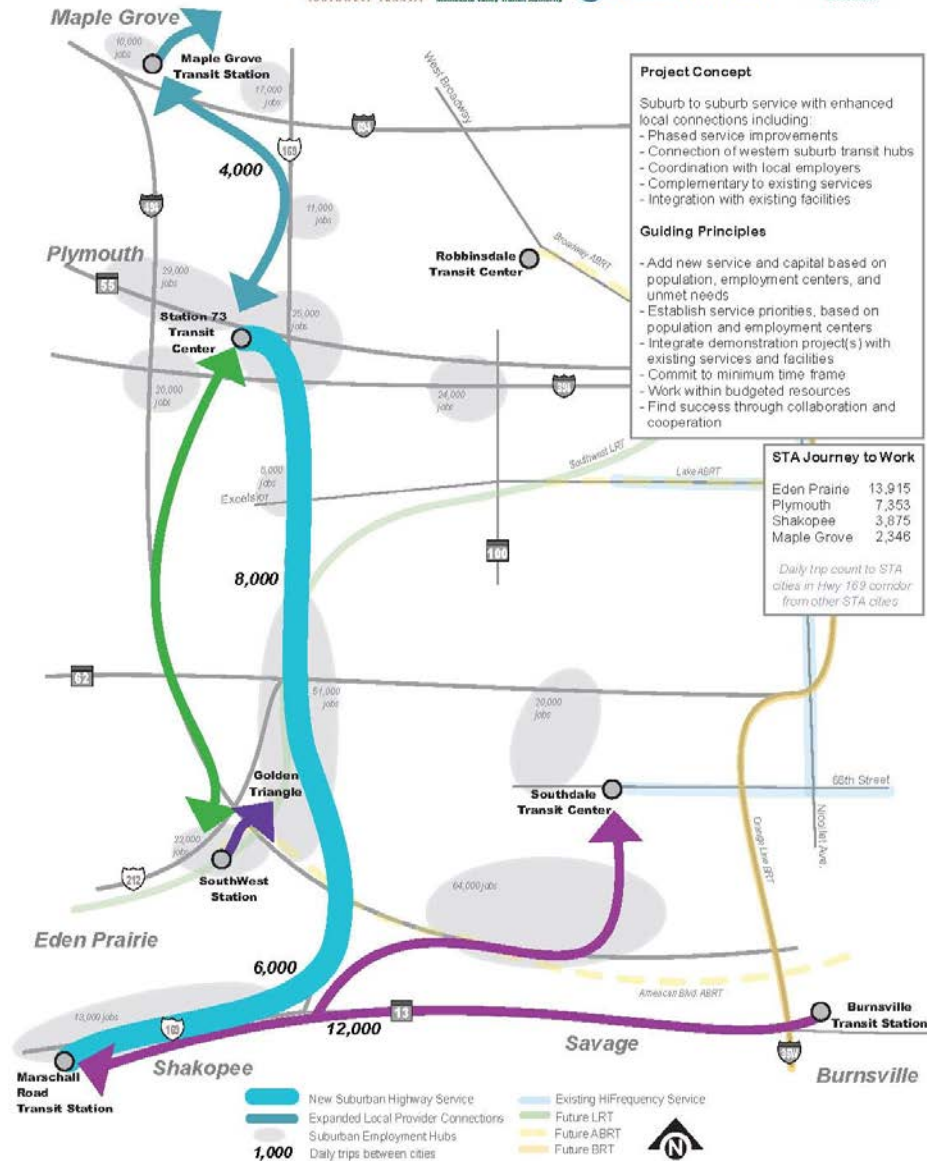


Employment % Increase from 2010-2040



**Sources: Thrive MSP 2040, 2040 Draft Transportation Policy Plan*

SUBURBAN TRANSIT ASSOCIATION PROVIDERS Demonstration Project



Project Concept

- Suburb to suburb service with enhanced local connections including:
- Phased service improvements
 - Connection of western suburb transit hubs
 - Coordination with local employers
 - Complementary to existing services
 - Integration with existing facilities

Guiding Principles

- Add new service and capital based on population, employment centers, and unmet needs
- Establish service priorities, based on population and employment centers
- Integrate demonstration project(s) with existing services and facilities
- Commit to minimum time frame
- Work within budgeted resources
- Find success through collaboration and cooperation

STA Journey to Work

Eden Prairie	13,915
Plymouth	7,353
Shakopee	3,875
Maple Grove	2,348

Daily trip count to STA cities in Hwy 169 corridor from other STA cities

Sources: Journey to Work (U.S. Census LEHD - 2011 American Community Survey)
Workplace Area Characteristics (U.S. Census 2011 LODES), approximate number of jobs shown on map.

COST ESTIMATE

	Estimated Operating Costs	Estimated Capital Costs	Ridership Goal (Annual)
Express	\$ 875,000	\$3,000,000	110,000
Local	\$1,625,000	\$1,000,000	390,000
Subtotal	\$2,500,000	\$4,000,000	500,000*
TOTAL COST	\$6,500,000		

Project cost breakout and ridership projections will be refined as service planning continues and employer partnerships are established. Estimated subsidy of \$4.00/rider with approximately 25 vehicles.

* The ridership goal is 500,000 per year in cooperation with employer partnerships. The 169 to 394 corridor was rated as one of the most promising for further evaluation in the 2014 Highway Transitway Corridor Study, ridership projections showed up to 1.6 million rides per year, including 2,000 new daily riders.





GOVERNANCE

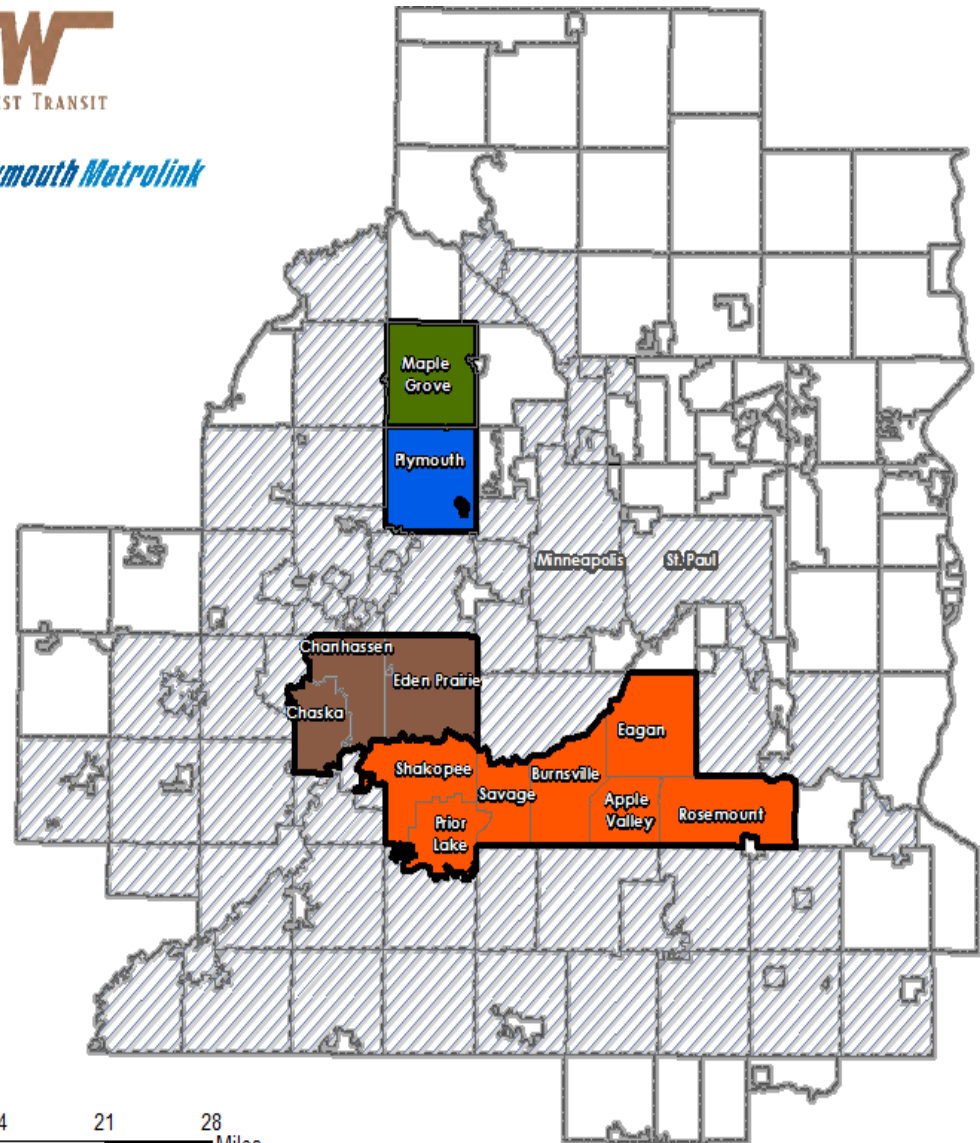
STA supports the expansion of the TAB to include an elected representative selected by the Suburban Transit Association.

- *MAP-21 requires “representation by providers of public transit.”*
- *TAB already includes Metropolitan Council representatives*
- *The inclusion of an STA elected representative will meet MAP-21 requirements and provide better STA representation*





- Travel sheds for STA providers extend well beyond municipal boundaries
- Reduced congestion improves drive times and quality of life for all commuters
- Less congestion reduces the need for future highway expansion projects



SUBURBAN RIDERSHIP

